


# Activity Book



# BUILDER



This book belongs to

---



\_\_\_\_\_

first name

\_\_\_\_\_

last name

# God's Builder

My address is:

\_\_\_\_\_  
\_\_\_\_\_  
\_\_\_\_\_

My phone number is:

\_\_\_\_\_

My family's names are:

\_\_\_\_\_  
\_\_\_\_\_  
\_\_\_\_\_

Adventures I'd like  
to go on:

\_\_\_\_\_  
\_\_\_\_\_  
\_\_\_\_\_  
\_\_\_\_\_

I am \_\_\_ years old.

I am in the \_\_\_ grade.

My friends are:

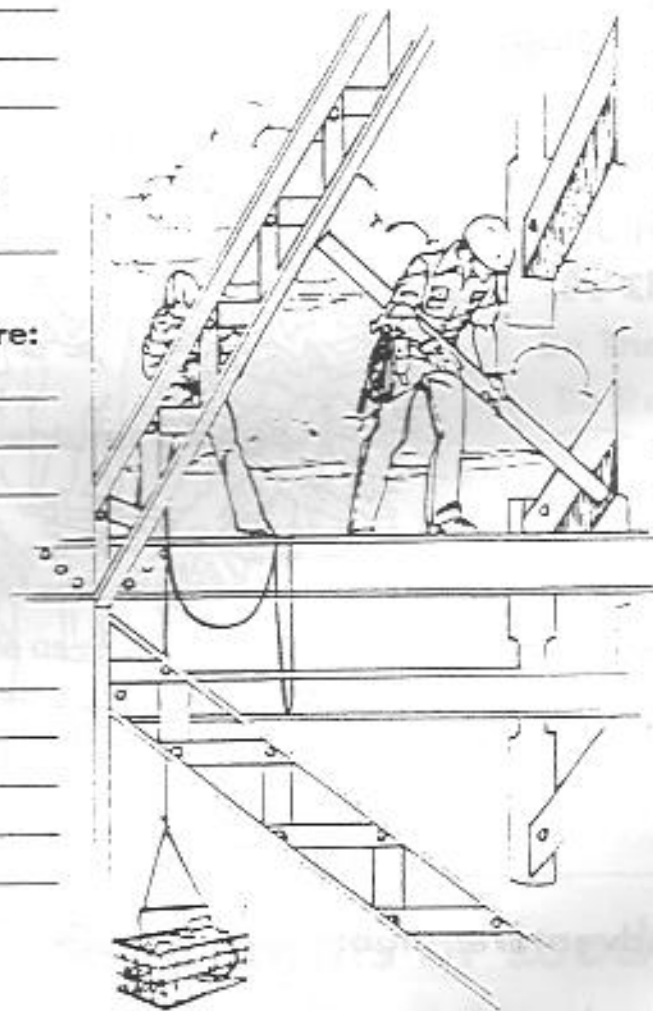
\_\_\_\_\_  
\_\_\_\_\_  
\_\_\_\_\_  
\_\_\_\_\_

Neat things I have  
made:

\_\_\_\_\_  
\_\_\_\_\_  
\_\_\_\_\_  
\_\_\_\_\_

Things I'd like to make  
or build:

\_\_\_\_\_  
\_\_\_\_\_  
\_\_\_\_\_  
\_\_\_\_\_



# It's great to be part of an Adventurer Club...

## Adventurer Club will help you:


- give your life to Jesus
- have fun being a Christian

## A real Adventurer:

- is in grades 1-4
- attends meetings and activities faithfully
- keeps the Adventurer Pledge and Law

## In Adventurer Club, you'll:

- earn awards
- play games
- make friends
- help people
- go on outings



## You can have an Adventurer Club:

- with your family
- with kids at your church
- with kids at school or in your neighborhood

If you don't have a club yet, ask your mom or dad or an adult at church.

# Responsibility



A. Recite the Adventurer Pledge and Law.

## Adventurer Pledge

“Because Jesus loves me,  
I will always do my best.”

## Adventurer Law

Jesus can help me to . . .

Be Obedient

Be Pure

Be True

Be Kind

Be Respectful

Be Attentive

Be Helpful

Be Cheerful

Be Thoughtful

Be Reverent

B. Explain the Adventurer Pledge.

\_\_\_\_\_ is a person who is especially designed and created by the Builder of the Universe. He made \_\_\_\_\_ to be a Builder like He is. He has all kinds of special building projects planned just for me to enjoy. When I give my life to Him, He saves me from my sin; helps me find and follow His special plan for me, and promises to take me home to heaven with Him.

I explained the Adventurer Pledge to \_\_\_\_\_

## Suggestions for Parents or Leaders

Each Builder may choose one person such as a leader, family member, younger Adventurer, or friend to explain the Pledge to.

In explaining the Pledge, the Builder may: tell its meaning in his/her own words; give examples of when to use it; or how to keep it.

# Reinforcement

# 2

## Earn the Builder Reading Award.



Read the book, write it's name under the picture, then color the picture.  
Color one star if the book was OK, four stars if it was super

Three (3)  
chapters from  
Acts




Book on  
family,  
friends or  
feelings



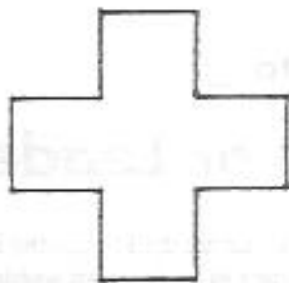
Bible story  
book or a book  
about Jesus



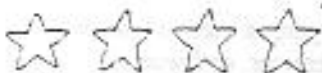
Book on history  
or missions



Book on health or safety



Book on nature



# His Plan to Save Me



A. Create a story chart or booklet showing the order in which these events took place:

- Paul
- Martin Luther
- Ellen White
- Yourself

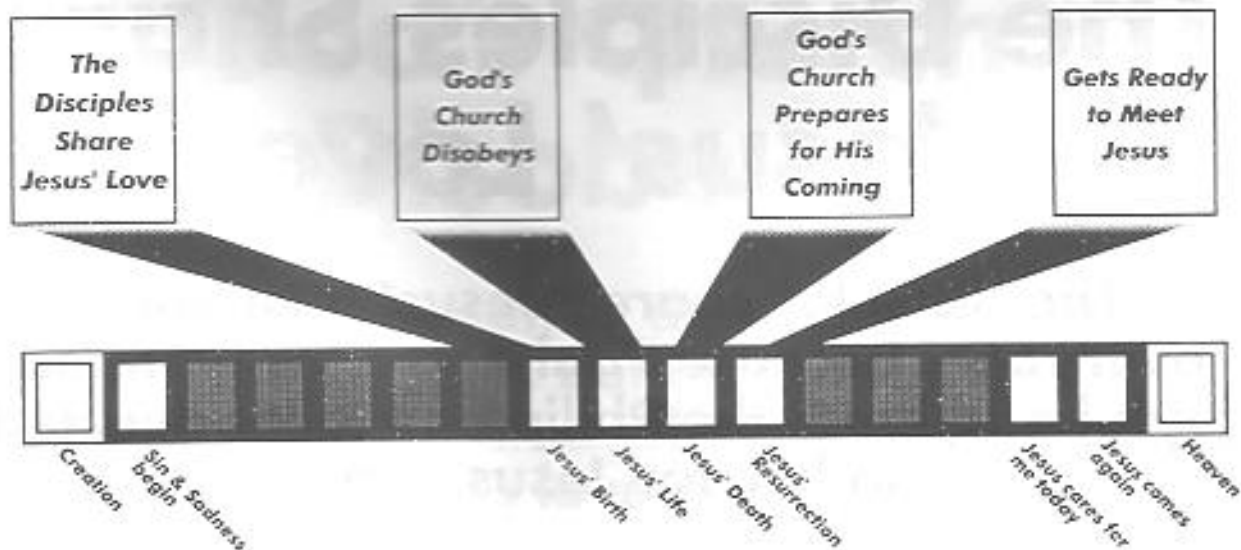
OR

the Bible stories you are studying in your classroom or Sabbath School.

B. Use your story chart or booklet to show someone how to give one's life to Jesus.

S T E P B Y S T E P


## Builder Bible Story Chart





## **The Disciples Share Jesus' Love**


**The disciples shared Jesus' love with everyone. Because Paul and Silas were so joyful and kind, the Philippian jailer decided to live for Jesus, too.**



## **God's Church Disobeys**

**Many people began to disobey what Jesus taught in the Bible. But Martin Luther was excited when he read what the Bible really said about God's love and forgiveness.**





## **God's Church Prepares for His Coming**

**Over 150 years ago, people who were studying their Bibles realized that Jesus would come very soon. They began to get ready to meet Him. God gave Ellen White special dreams to help them.**




\_\_\_\_\_  
[Your Name]

# Get Ready to Meet Jesus

# His Message to Me

A. Find, memorize, and explain three Bible verses about giving your life to Jesus:

- Acts 16:31
- John 1:12
- Galatians 3:26
- 2 Corinthians 5:17
- Psalm 51:10
- Your choice



\_\_\_\_\_ means that I \_\_\_\_\_

\_\_\_\_\_

\_\_\_\_\_

\_\_\_\_\_

\_\_\_\_\_ means that I \_\_\_\_\_

\_\_\_\_\_

\_\_\_\_\_

\_\_\_\_\_

\_\_\_\_\_ means that I \_\_\_\_\_

\_\_\_\_\_

\_\_\_\_\_

\_\_\_\_\_

## B. Name the books of the New Testament.

Find the titles in the word search game.

Matthew	1 Corinthians	1 Thessalonians	Hebrews	3 John
Mark	2 Corinthians	2 Thessalonians	James	Jude
Luke	Galatians	1 Timothy	1 Peter	Revelation
John	Ephesians	2 Timothy	2 Peter	
Acts	Philippians	Titus	1 John	Builder
Romans	Colossians	Philemon	2 John	Adventurers

M J P Z L D 3 V K O N E T J X D 2 A S L M E  
V O 2 T H E S S A L O N I A N S C D Q 1 N U  
O M A T T H E W D Y X G T M J B O V P T L O  
O A V T G X T C I M C B U E A M R E S I R V  
O R O M A N S Q J O O W S S U T I N O M I D  
T K S T L O V 2 K N L E W E H I N T Z O K L  
K E G X A M E 3 W E O N B C P V T U N T D B  
I 2 P E T E R J V P S T X 2 J 3 H R H H O S  
A O F O I S S V S H S Q L A O J I E M Y P Q  
K P D B A L U K E E I L V B H O A R L I X X  
E V 2 P N T H S B S A M B C N H N S Y 2 G Z  
J D J A S I C O R I N T H I A N S B K G C R  
I J O H N K R I O A S 3 O D I P E T E R D E  
H N H U A P T N M N V E E A C T S W J I N V  
L A N V E P R A A S A H E B R W V I F F S E  
P H I L E M O N N S P O H E B R E W S D O L  
P O X X O T Q R S Y X R O E T H U U F 2 E A  
P I L I P P I A N S M C F W S X X T Y Z 3 T  
H B R D Q E I T H E S S A L O N I A N S M I  
E L P B U I L D E R M L D G Y V G 3 H I P O  
M D O E N M P V P Z J U D E W F I R A J E N  
2 T I M O T H Y H Y O V A A E C Z E Q B K L

# His Power in My Life

A. Spend a regular quiet time with Jesus to talk with Him and learn about Him.

Color in the boxes or circles to show your choices.

I will spend my quiet time with Jesus on:

Sunday	Monday	Tuesday	Wednesday	Thursday	Friday	Saturday
--------	--------	---------	-----------	----------	--------	----------

I will spend my quiet time with Jesus at:



when I get up. after breakfast. after supper. at bedtime. \_\_\_\_\_

I will spend my quiet time with Jesus:



on my bed. outdoors. at my desk. in a chair. on a sofa. \_\_\_\_\_

# His Power in My Life

A. Spend a regular quiet time with Jesus to talk with Him and learn about Him.

Color in the boxes or circles to show your choices.

I will spend my quiet time with Jesus on:

Sunday	Monday	Tuesday	Wednesday	Thursday	Friday	Saturday
--------	--------	---------	-----------	----------	--------	----------

I will spend my quiet time with Jesus at:



when I get up. after breakfast. after supper. at bedtime. \_\_\_\_\_

I will spend my quiet time with Jesus:



on my bed. outdoors. at my desk. in a chair. on a sofa. \_\_\_\_\_

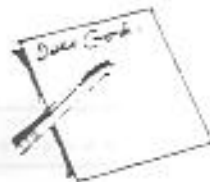
**During my quiet time with Jesus, I'd like to try:**



reading my Bible.



keeping a scrapbook.



writing a letter to Jesus.



reading a Bible story book.



drawing a picture.



singing songs.



keeping a prayer list.



studying my Sabbath School lesson.

**Remember to always:**

1. Begin with prayer,
2. Think about what Jesus wants you to learn or do,
3. Enjoy being with Him.







# I Am Special

Put together a scrapbook, poster, or collage showing some things you can do to serve God and others.



Things I like to do:

Things I'm good at:

**What an  
Adventure  
it is to serve  
Jesus!**



Things people around me need:

Things I need to do better at:



# I Can Make Wise Decisions

Earn the Media Critic Adventurer Award

## Media Critic Award



1. Explain what is meant by the term "media."

\_\_\_\_\_

\_\_\_\_\_

Cite four examples.

\_\_\_\_\_

\_\_\_\_\_

2. Memorize Philippians 4:8 and discuss three principles that help us form good reading, viewing and listening habits.
3. Keep a log of the time you spend each day with the different types of media. Note whether the media is Christ-centered or secular. Do this for two weeks.
4. Do one of the following with an adult:
- watch television
  - read a story
  - listen to a recording
- Become a "media critic" and discuss the merits of each.



# I Can Care for My Body 3

Earn the Temperance Adventurer Award

## Temperance Award



1. Read and discuss I Corinthians 6:19, 20 and I Corinthians 3:17.
2. What is meant by "drug" abuse?

\_\_\_\_\_

\_\_\_\_\_

What is meant by temperance?

\_\_\_\_\_

\_\_\_\_\_

3. Talk to a doctor/nurse or discuss with an adult the use and effects of tobacco, alcohol, and drugs.   
OR  
Watch and discuss a film or video on the dangers of using any of the above.
4. Tell why some people choose to smoke, drink alcohol or use drugs. Tell how we can choose not to use them ourselves.
5. Plan a skit or play encouraging others to say "NO" and perform it with your group.

6. Design an antismoking, antidrug, anti-alcohol slogan and paint it on a T-shirt.

OR

Create a poster or illustration showing the dangers of drug abuse.

7. Identify two famous people or athletes who are the best in their area and tell why they do not use tobacco, drugs or alcohol.

OR

Interview two people you know who live happily and healthfully without using tobacco, drugs or alcohol, and discuss with them their reasons for being temperate.

8. Participate in a recognized fitness test:

- President's Challenge
- An equivalent program

## Suggestions for Parents or Leaders

Make this award fun by:

- building food group collages or sorting types of food into boxes.
- enjoying an exercise activity together in the sunshine and fresh air.
- having a healthy water-drinking contest.

Order the information for the fitness tests from:

President's Challenge  
 Poplars Research Center  
 400 East 7th Street  
 Bloomington, IN 47405

### President's Challenge Qualifying Standards

Age	Curl-Ups (in 1 minute)	Shuttle Run (seconds)	V-Sit Reach (inches)	Sit & Reach (centimeters)	1-mile Run (min/sec.)	Pull-Ups (number)
<b>Boys</b>						
6	33	12.1	+3.5	31	10:15	2
7	36	11.5	+3.5	30	9:22	4
8	40	11.1	+3.0	31	8:48	5
9	41	10.9	+3.0	31	8:31	5
10	45	10.3	+4.0	30	7:57	6
<b>Girls</b>						
6	32	12.4	+5.5	32	11:20	2
7	34	12.1	+5.0	32	10:36	2
8	38	11.8	+4.5	33	10:02	2
9	39	11.1	+5.5	33	9:30	2
10	40	10.8	+6.0	33	9:19	3

# I Have a Family



**A. Share one way your family has changed. Tell how you felt and what you did.**

A change that happened in my family was \_\_\_\_\_

\_\_\_\_\_

\_\_\_\_\_

I felt \_\_\_\_\_

We \_\_\_\_\_

\_\_\_\_\_

\_\_\_\_\_

**B. Find a story in the Bible about a family that changed.**

Circle the Bible family that is most like yours.



Moses'  
Family



Samuel's  
Family



Esther's  
Family



Jesus'  
Family



Philippian jailer's  
Family



Benjamin's  
Family



David's  
Family



Cain's  
Family



Peter's  
Family



Timothy's  
Family



Abraham's  
Family

This family is like mine because \_\_\_\_\_

\_\_\_\_\_

\_\_\_\_\_

\_\_\_\_\_

# Families Care for Each Other

- A. Play the "I Care" game by having each family member plan a special way to show appreciation to each of the other members of the family.

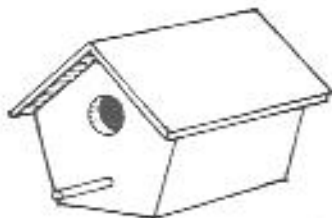
Write the name of each family member on one of the lines to show what you'd like to do for them. (You may draw your own ideas too.)



Special Award



Pretty Note



Homemade Gift

Your Idea

*This coupon is good for washing and drying the dishes for one day.*

Kindness Coupon

*This coupon is good for working in the yard for two hours.*

Kindness Coupon

*This coupon is good for cleaning the house for two hours.*

Kindness Coupon

Your Idea

# My Family Helps Me Care for Myself

3

Complete the Wise Steward Adventurer Award.

## Wise Steward Award



1. Find a Bible verse which tells who owns everything on earth.
2. Describe a wise steward.
3. Find, read and explain Malachi 3:8-10.
4. Fill out your own tithe envelope and give it at church in the offering plate.
5. Make and decorate a place to keep your:
  - a. spending money
  - b. savings
  - c. tithe
6. Make a poster showing some of the things Sabbath School offerings are used for.



7. Listen to the story of a widow in the Bible and her small offering.

8. Tell how and why wise stewards will care for their belongings.

Parents

# The World of Friends

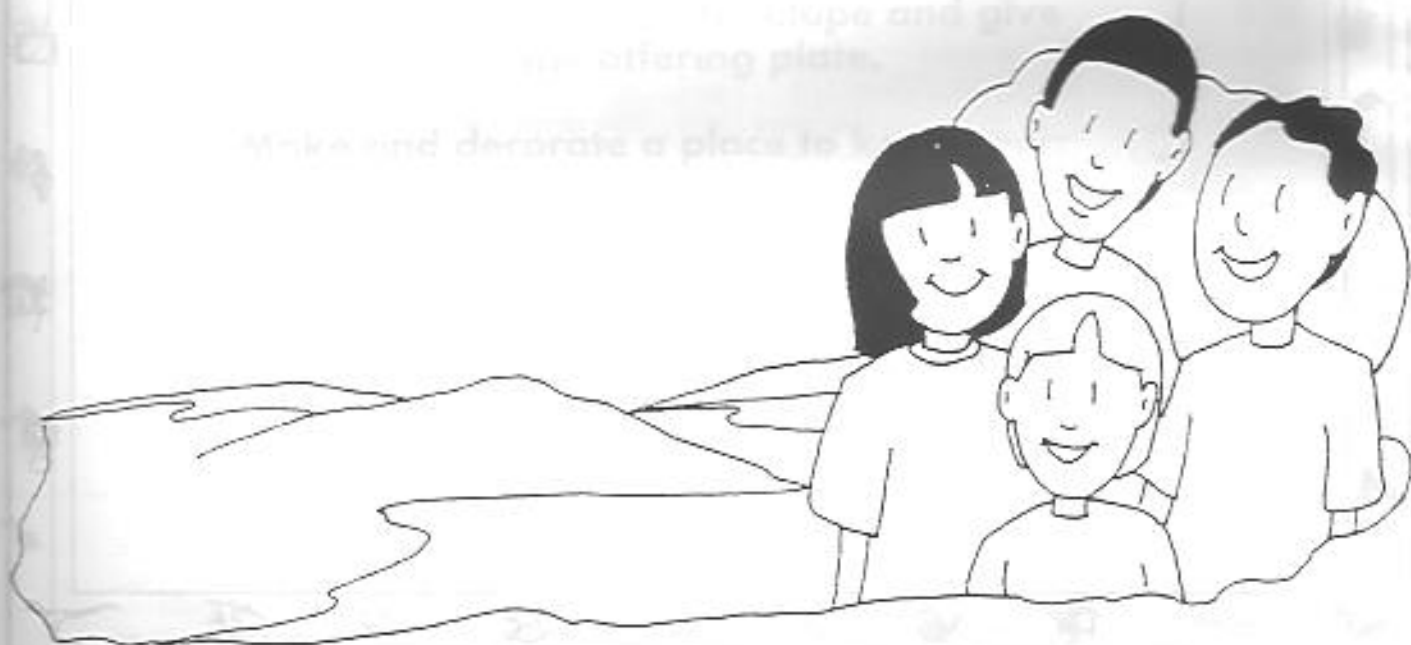


- A. Make friends with a person of another culture or generation, or someone who is handicapped.
- B. Invite that person to a family or church event.

My new friend's name is \_\_\_\_\_

My new friend is special because \_\_\_\_\_

My new friend likes to \_\_\_\_\_



Draw an action strip to show what you and your friend did together.

1.	2.
3.	4.

## Suggestions for Parents or Leaders

### Background Information

Children learn prejudice toward others from the people and places around them. Their experiences or lack of experiences with different kinds of people may cause them to make inaccurate stereotypes about what an entire group of people is like. It is through learning about and associating with a wide variety of people that prejudices can be broken down. In this way a more accurate understanding of people as valuable individuals develops.

To be prejudiced toward someone means to prejudge that person and to treat him/her in a different way. The problem with prejudgment is that they are often untrue and they cause us to treat people unfairly. Prejudice may involve stereotypes about age, race, country of origin, religion, looks, intelligence, gender, political beliefs, culture, or economic status.

Children may become aware of prejudice and learn to avoid it by:

1. Recognizing that everyone had the same basic feelings and needs and that everyone wants to be loved, trusted and respected.
2. Learning to tell the difference between a fact and an opinion.
3. Keeping an open mind about each person they meet.
4. Spending time with people who are different from them.

The children can become involved with:

- a nursing home
- a school for the blind, deaf, or mentally challenged
- a church club, Sabbath School class, or school of another race, etc.
- their own neighborhood



Use this cube for reviewing facts about your country. Put the information in the correct square. (You may make copies of both sides of this page so you can cut it out.)

**National Capital**

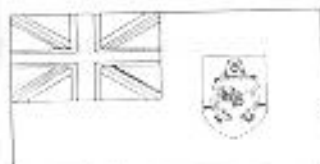
Fold the cube and fasten it with tape. Roll the cube and give the information it calls for without looking.

**National Leader**

**National Pledge**

**National Anthem**


**Flags of NAD**



*Bermuda*



*Canada*



*United States*

**National Flag**

**National Animal**  
(Bird, Mammal, etc.)

# The World of Nature

3



## Earn an Adventurer Award

for nature, not previously earned.

Check the Nature award that you earned. Requirements for each are listed in the following section.

- Astronomer
- Feathered Friends
- Flowers
- Friend of Animals
- Friend of Nature
- Gardener
- Trees

# More Awards for Builder



## Astronomer



1. Name several stargazers of the Bible.
2. Identify one planet, two stars, and three constellations in the sky at night and give their correct names.
3. Make a constellation peep box.
4. Explain the difference between a planet and a star.
5. Observe planets and stars in the night sky.
6. Observe two of the following and make a crayon rendering:
  - a. moon rise
  - b. sunrise
  - c. sunset
7. Find three texts in the Bible that refer to the heavens.

## Build and Fly



1. Make paper airplanes and fly them.
2. Make a simple glider and fly it.
3. Make a simple kite, fly it, and explain the safety rules.
4. Observe four different animals that fly and tell how they fly.
5. Draw a picture of your favorite flying animal.
6. Know where the Bible speaks of an angel flying.
7. Know who were the first successful, motorized, airplane pilots.
8. Work a crossword puzzle about types of flying.

## Cyclist



1. Earn the Road Safety Award.
2. Demonstrate:
  - a. How to keep the bike clean
  - b. How to safely ride the bike
  - c. Turn signals while riding
  - d. How to take care of the bike
3. Participate in a bike activity.
4. Do a five-mile bike ride.
5. Make a map of where you went.
6. With your family, use your map to retrace your route.

## First Aid Helper



1. Demonstrate how to treat an abrasion or a cut, and describe the dangers of a dirty dressing.
2. Describe how to care for a nosebleed.
3. Identify and make a display of different types of bandages.
4. Make a simple first-aid kit and learn uses of included items.
5. Sterilize one of the following and tell why each is an important item to have in your first-aid kit.
  - a. tweezers
  - b. thermometer
  - c. needle
6. Visit an emergency-care facility to learn about some of the emergencies they care for.
7. Play "hospital" and practice your skills on the above emergencies.
8. Describe and draw the First Aid symbol.
9. Name a time when Jesus gave first aid to someone who was bleeding badly.

# Flowers

## Grade 1 Nature

1. List five flowers mentioned in the Bible.
2. Identify 10 of the following:
  - a. Daffodil
  - b. Daisy
  - c. Geranium
  - d. Tulip
  - e. Pansy
  - f. Chrysanthemum
  - g. Rose
  - h. Carnation
  - i. Gladiolus
  - j. Lily
  - k. Iris
  - l. Penunia
3. Tell what attracts bees and insects to flowers and what it is they get from flowers.
4. Describe three ways in which flower seeds are scattered.
5. Play a "Pollen Game."
6. Make a bookmark using dried flower petals.
7. Take a bouquet of garden flowers to share with someone.



# Friend of Nature

## Grade 2 Nature

1. Take a nature walk and discover items of interest.
  - a. Show or tell what you found.
  - b. Make these items into a collage or poster.
2. List the names of three different trees and do a bark rubbing of each.
3. Collect four different kinds of leaves and compare.
4. Go on a critter hunt. Explore (or observe with a magnifying glass) all the things you can see in a 10 square foot area.  
OR  
Explore a yard or park and talk about what you see.
5. Visit one of the following:
  - a. zoo
  - b. park
  - c. wildlife area
6. Write a thank-you note to the people who took you to the place you visited in requirement #5.
7. Explain:
  - a. How to become a friend of nature
  - b. How to pick a flower when it is allowed
  - c. How to protect trees, nests, etc.



# Friend of Animals

## Grade 1 Nature

1. Take care of a pet for four weeks.
  - a. Feed it and be certain it has fresh water
  - b. Brush your pet, give it a bath or clean its resting place  
OR  
Put out scraps or seeds for birds or animals in your neighborhood or school.
  - a. Identify creatures that eat these scraps
  - b. Draw and color pictures of them
2. List creatures that live in your neighborhood.
3. Match 10 animals with their houses.
4. Make an animal mask.
5. Play an animal game.
6. Make a stuffed animal. Describe how this animal would be cared for if it were real.  
OR  
Visit one of the following:
  - a. zoo
  - b. kennel
  - c. museum
  - d. farmyard
  - e. aviary
  - f. pet shop
7. On what day of creation did God create the animal you cared for.



# Gardener

## Grade 2 Nature

1. Describe what a gardener does.
2. Name three different types of gardens, and describe the items that grow in each.
3. Name two gardens mentioned in the Bible.
4. List at least three tools you need for gardening.
5. Demonstrate how to use these tools properly and how to take care of gardening tools after use.
6. Do one of the following:
  - a. Take care of a small plot of land, including planting, transplanting and cultivating flowers or vegetables.
  - b. Using window boxes, flower pots, milk cartons or cans, plant and care for three different plants.
  - c. Make a terrarium and care for it.
7. Share a plant, garden produce or flower from your garden with your family or with a friend or neighbor.  
OR  
Draw and color a picture of a flower to give to someone.





## Gymnast



1. Have the Fitness Fun Award.
2. Perform at least five different warm-ups.
3. Lead out in warm-ups and stretches at the start of three classes.
4. Be able to do seven of the following movements and practice to improve.
  - a. Backward roll
  - b. Cartwheel
  - c. Backbend
  - d. Backward stretch straddle roll
  - e. Dive roll
  - f. Head stand
  - g. Handstand
  - h. Beam walk
  - i. Forward straddle roll
5. Participate in a recognized fitness test:
  - a. President's Challenge
  - b. or an equivalent

## Homecraft



1. Design and build a sculpture, using toothpicks.
2. Do or make two of the following:
  - a. A crocheted piece
  - b. A cross stitched piece
  - c. A knitted piece
  - d. An embroidered piece
  - e. Thread a needle and sew on buttons
3. Cover a bottle to be used as a vase.
4. Design and make a "refrigerator" magnet.
5. Make a picture from household items or foods.
6. Make two items from things that would normally be thrown away.
7. Start a collection of "throwaway home items" that may be reused for craft projects.

## Olympic



1. Learn a little about the Olympic Games:
  - a. Where were they first held?
  - b. When?
  - c. Where will the next Games be held?
2. Make an Olympic banner.
3. Make an Olympic torch.
4. Play an Olympic game.
5. Make an Olympic color chain.
6. Memorize II Timothy 4:7.
7. Who in the New Testament talks about running a race?
8. Discuss with your parent or teacher what I Corinthians 9:24-26 means.

## Sewing Fun



1. Tell what the first sewing needles were made of.
2. Tell what was first used as thread.
3. State when sewing machines first came into existence.
4. Demonstrate how to thread a needle.
5. Knot the end of some thread and sew on a button.
6. Make a bean bag.
7. Make a useful article using at least two different stitches.
8. Read the story in Acts 9:36-41 and plan a way to do something similar.

## Swimmer II



Complete the Red Cross Swim Level II—  
Primary Skills or the following:

1. Complete and receive the Swimmer I Award.
2. Hold your breath and fully submerge your head for three seconds.
3. Submerge and retrieve objects in chest-deep water.
4. Explore deep water with support.
5. Prone float or glide unsupported for five seconds and recover to standing.
6. Supine float or glide unsupported for five seconds and recover to standing.
7. Demonstrate leveling off from a vertical position.
8. Rhythmic breathing with or without support (bob ten times).
9. Step from side into chest-deep water and recover to a vertical position.
10. Get out at side of the pool.
11. Flutter kick on front and back.
12. Demonstrate finning on back.
13. Demonstrate back crawl arm action.
14. Perform combined stroke on front, using kick and alternating arm action, for five yards.
15. Perform combined stroke on back, using kick and choice of arm action, for five yards.
16. Demonstrate turning over front to back and back to front.
17. Put on life jacket in shallow water and float for one minute with face-up position.
18. Demonstrate reaching and extension assist from deck.
19. Demonstrate assisting nonswimmer to feet.
20. Become familiar with rescue breathing.

## Trees



### Grade 2 Nature

1. Read several Bible verses about leaves. List the kinds of leaves you find.
2. Collect 10 leaves from different trees.
  - a. Press and dry
  - b. Identify
3. Paint one leaf with chocolate.
4. Tell how trees scatter their seeds and collect or draw five different seeds.
5. Make two different leaf rubbings.  
OR  
Make two pieces of stationery, using a leaf design.
6. Discover the trees and leaves in your neighborhood. Learn something special about each one. Report your findings to the class.
7. Put your dried leaves in a "Leaves" Scrapbook.

## Troubadour



1. Play a song on a simple instrument or mark the rhythm of a tune with a tambourine, triangle, etc.
2. Act out a character or animal with costume or gestures so the group can recognize it.
3. Act out, with a group, a story.
4. Name three people of the Bible who were musical.
5. Make up a poem about nature.
6. Sing two traditional songs of your country.
7. With a few friends, organize 15 minutes of entertainment for a group.  
OR  
Tell a story to a group.
8. Find, read, and explain the meaning of Psalm 66:1-2.

## Even more Adventurer Awards

The Builder can go back and complete unearned Grade 1/Busy Bee and Grade 2/Sunbeam Awards. These include:

- Artist
- Bible I
- Camper
- Collector
- Cooking Fun
- Courtesy
- Fitness Fun
- Friend of Jesus
- Guide
- Handicraft
- Health Specialist
- Home Helper
- Music Maker
- Road Safety
- Safety Specialist
- Skier
- Spotter
- Swimmer I

The Builder should not be encouraged to do Grade 4/Helping Hand Awards.